
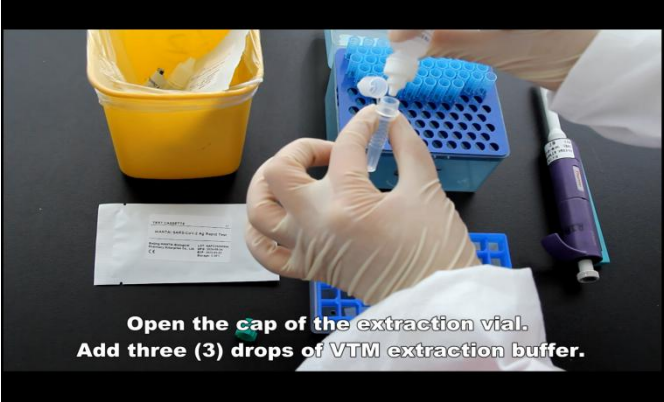

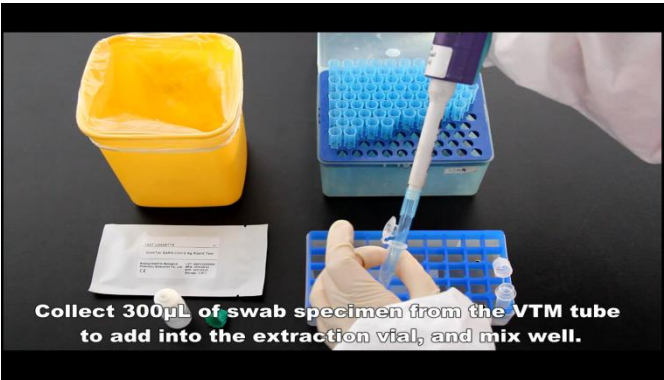




WANTAI SARS-CoV-2 Ag Rapid Test (Colloidal Gold) WJ-2910, WJ-2950

	Direct SWAB method	VTM Method
Step.1 <ul style="list-style-type: none">● Direct SWAB: Open the extraction vial and add 12 drops of extraction buffer (RED CAP vial).● VTM Method: Open the extraction vial and add 3 drops of VTM extraction buffer (GREEN CAP vial).	 <p>Open the cap of the extraction vial. Add twelve (12) drops of swab extraction buffer.</p>	 <p>Open the cap of the extraction vial. Add three (3) drops of VTM extraction buffer.</p>
Step.2 <ul style="list-style-type: none">● Direct SWAB: use the swab to collect NP or OP samples.● VTM Method: pipette 300µl of VTM sample from the VTM tube.	 <p>Use a microbial swab to collect Nasopharyngeal and Oropharyngeal samples.</p>	 <p>Collect 300µl of swab specimen from the VTM tube to add into the extraction vial, and mix well.</p>
Step.3 <ul style="list-style-type: none">● Direct SWAB: Place the swab into the extraction vial, rotate the swab vigorously to mix well.● VTM Method: Add 300µl VTM sample into the extraction vial and mix well.	 <p>Place the swab into the extraction vial. Rotate the swab vigorously to mix well,</p>	 <p>Collect 300µl of swab specimen from the VTM tube to add into the extraction vial, and mix well.</p>

Step.4

- Take out the **cassette** and place it on a flat surface.



Step.5

- Squeeze the **extraction vial** and add **4 drops** of sample into the **cassette**.

Step.6

- Read the results at **20 min**, but no more than 30 min.



Step.7

- Results interpretation

